

# Type GFL

## Fast Acting Glass Tube Fuses Series



### Description


GFL Fast-Acting Glass Tube Type, 125V/250V/350V rated designed in accordance to IEC 60127.2, GB9364.2, UL248-1/14.

### Features

- Lead-free
- Reduced PCB space requirements
- Direct Solderability or plug-in versions
- Low internal resistance
- Vibration resistant
- Internationally approved
- Shock safe casing
- Halogen free

### Applications

- Power supplies
- Consumer Electronicsii
- Adapter
- Battery Chargers
- Industrial Controllers



### Agency Approvals.

Safety Agency	Agency File Number	Ampere Range Volt@I.R.ABILITY
	2020970207000093	250mA-3.15A 35A@250V AC 4A-6.3A 10In@250V AC
	SU05050-18002(2A) SU05050-18001A(3.15A~6.3A)	2A-3.15A 35A@250V AC 4A-6.3A 10In@250V AC
	R 50502145(1A~6.3A) J 50412987(8A~16A)	1A~3.15A 35A@250V AC 4A-16A 10In@250V AC
	CQC18012203818	8A-16A 10In@250V AC
	E485357	100mA-20A 10kA@125V AC 100mA-20A 100A@250V AC 100A-20A 100A@350V AC

### Electrical Characteristics for Series

% of Ampere Rating	Opening Time
150%	1 Hour, Min.
210%	30min. Max.
275%	50ms Min. 2s Max.
400%	10ms Min. 300ms Max.
1000%	20ms Max.

### Electrical Characteristic Specifications by Item

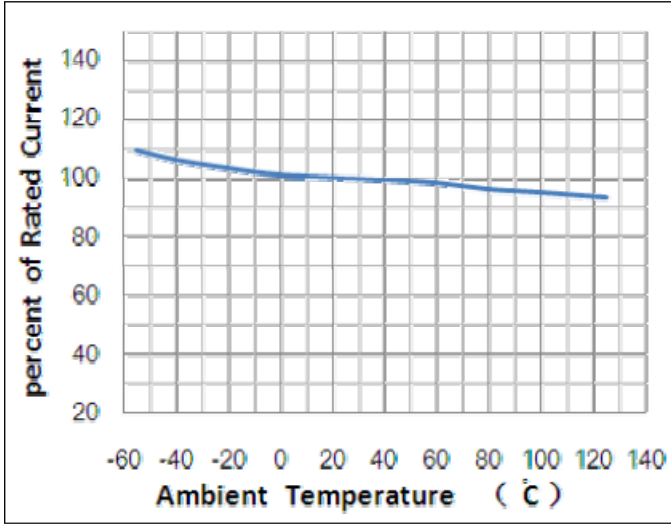
Catalog Number	Rated Current	Voltage Rating	Breaking Capacity	Melting Integral 10In min(A²S)	Agency Approvals				
					TUV	CCC	cURus	CQC	KC
GFL0250	250mA	125VAC 250VAC 350VAC	10KA@125V AC 100A@250V AC 100A@350V AC	0.031		●	●		
GFL0315	315mA			0.051		●	●		
GFL0500	500mA			0.250		●	●		
GFL0630	630mA			0.437		●	●		
GFL0800	800mA			0.768		●	●		
GFL1100	1A			1.200	●	●	●		
GFL1125	1.25A			2.188	●	●	●		
GFL1160	1.6A			3.840	●	●	●		
GFL1200	2A			6.000	●	●	●		●
GFL1250	2.5A			10.000	●	●	●		
GFL1315	3.15A			11.259	●	●	●		●
GFL1400	4A			27.200	●	●	●		●
GFL1500	5A			45.000	●	●	●		●
GFL1630	6.3A			79.380	●	●	●		●
GFL1800	8A			204.800	●	●	●	●	
GFL2100	10A			300.000	●	●	●	●	
GFL2125	12.5A			546.875	●	●	●	●	
GFL2150	15A			855.000	●	●	●	●	
GFL2160	16A			998.400	●	●	●	●	
GFL2200	20A			1100.00	●	●	●	●	

Type GFL

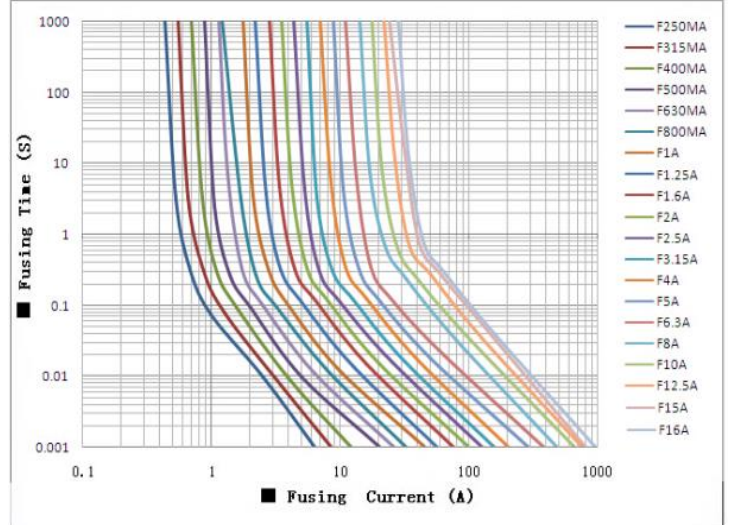
Fast Acting Glass Tube Fuses Series



### Temperature Re-rating Curve

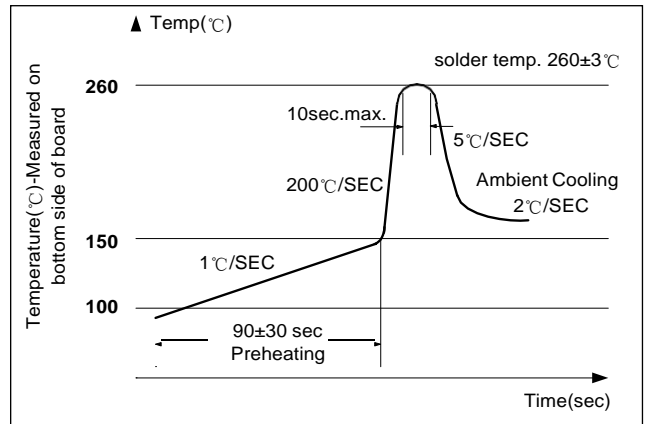


### Average Time Current Curves



### Soldering Parameters-Wave Soldering

Lead-Free Wave Soldering Profile	
Wave Soldering Parameter	
Average ramp-up rate	200°C/second
Heating rate during preheat	Typical 1-2°C/second Max 4°C/second
Final preheat temperature	Within 125°C of Soldering temperature
Peak temperature	260°C
Time within +0/-5°C of actual peak temperature	10 seconds
Ramp-down Rate	5°C/second max



# Type GFL

## Fast Acting Glass Tube Fuses Series

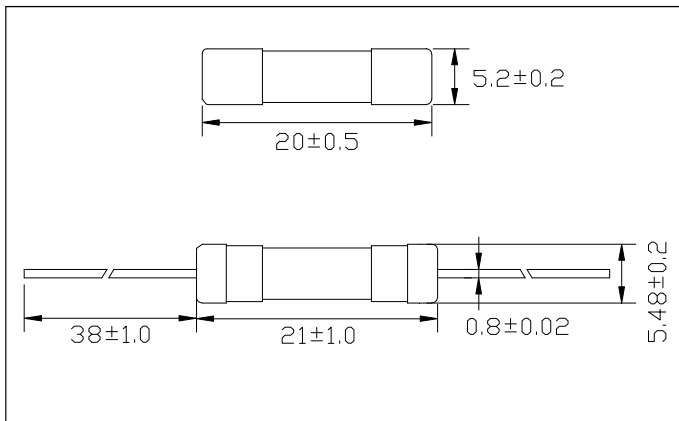


### Product Characteristics

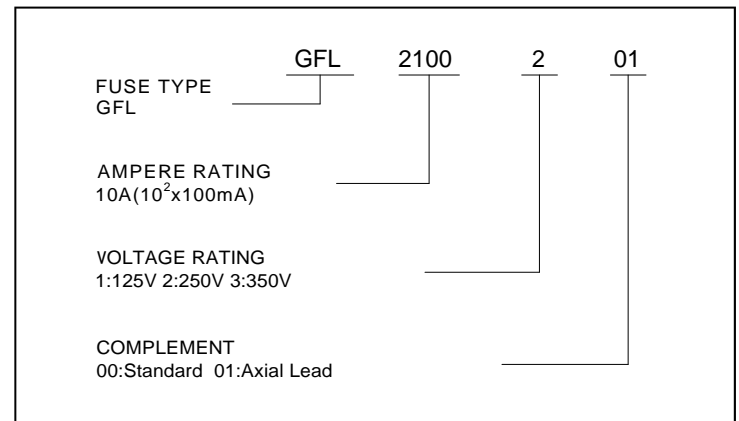
Materials	Glass Body Nickel Plated Brass Caps Lead Wire :Diameter 0.8/0.65/1.0mm
Lead Pull Strength	10 N(IEC 60068-2-21)
Soldering Parameters	260°C, ≤10 sec.(wave) 350°C, ≤3 sec.(soldering iron)
Soldering Heat Resistance	260°C, 10 sec.(IEC 60068-2-20) 350°C, ≤3 sec.(soldering iron)

Operating Temperature	-55°C to +125°C(consider de-rating)
Climatic Category	-40°C to +85°C/21 days (EN 60068-1, -2-1, -2-2, -2-78)
Stock Condition	+10°C to +60°C Relative humidity ≤75% yearly Average, without dew, maximum Value for 30 days-95%
Vibration Resistance	24 cycles at 15 min. each (EN 60068-2-6) 10-60 Hz at 0.75 mm amplitude 60-2000 Hz at 10 g acceleration

### Mechanical Dimensions(Unit:mm)



### Ordering Information



### Packaging

Packaging Option	Packaging Specification	Quantity
Standard	N / A	500
Axial Lead	N / A	100